

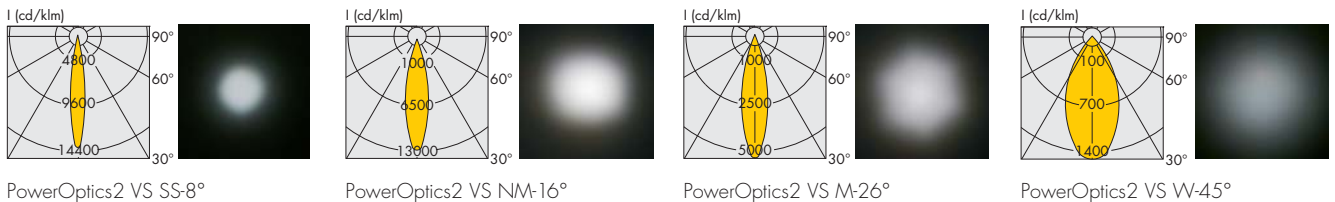
PowerOptics for XR-E Modules

PowerOptics2 were specially developed to supplement VS PowerEmitter 4W and LEDLine High Power XR-E modules making it possible for users to put unique lighting solutions into practice. Use of high-grade optical PMMA enables high efficiency factors of up to 90%

To guarantee easy mounting, the PowerOptics modules are backed with self-adhesive tape. However, depending on the type of application and ambient conditions, the PowerOptics module may require additional fixing to ensure secure mounting.



Light Distribution Curves PowerOptics2



Type	Ref. No.	Radiation angle* °	Dimensions* (mm) Diameter/module height
Optics for VS PowerEmitter 4 W and LEDLine High Power XR-E			
PowerOptics2 VS SS-8°	535174	8	26/14.6
PowerOptics2 VS NM-16°	536515	16	26/14.6
PowerOptics2 VS M-26°	538031	26	26/14.6
PowerOptics2 VS W-45°	535175	45	26/14.6

* On account of the complex manufacturing process of the modules the above values only represent statistical variables. The values do not necessarily correspond exactly to the actual parameters of every single product which can vary from the typical specification.

The values contained in this data sheet can change due to technical innovations. Any such changes will be made without separate notification. Please find further detailed information at www.vs-optoelectronic.com.

PowerOptics for XP and HC Modules

Various attachable optics are available for the Line and Spot modules of the XP and HC lines to enable different radiation characteristics and illumination levels. PowerOptics Strada is suitable for Line XP-modules only.

VS PowerOptics are made of PMMA, a material of high optical efficiency, and therefore achieve efficiencies of up to 92 %.

The optics are available in various radiation angles and are easily attached to the modules using self-adhesive tape. Depending on the type of application or the expected ambient conditions, it may be necessary to supplement this method of fastening to ensure the optics are securely mounted.

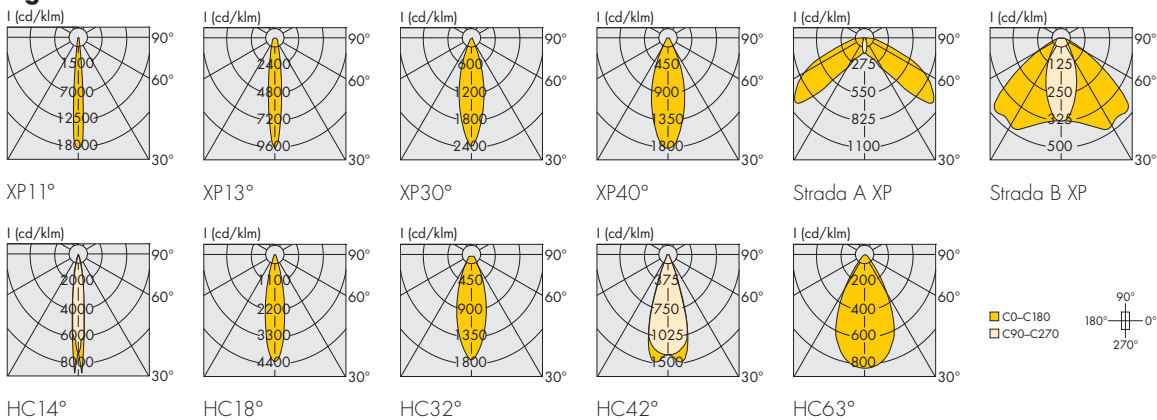


PowerOptics XP



PowerOptics HC

Light distribution curves



Type	Ref. No.	Radiation angle* °	Dimensions* (mm) Diameter x Height / Width x Depth x Height
------	----------	-----------------------	--

Optics for Line and Spot modules of XP series			
PowerOptics XP 11°	543422	11	16.1 x 10.1
PowerOptics XP 13° diff	543423	13	16.1 x 10.1
PowerOptics XP 30°	543424	30	16.1 x 10.1
PowerOptics XP 40°	543425	40	16.1 x 10.1

Optics for Line modules of XP series			
PowerOptics Strada A XP	544036	100° x 20°	19.6 x 15.4 x 10.5
PowerOptics Strada B XP	544038	116° x 44°	20.0 x 15.5 x 5.3

Optics for Line and Spot modules of HC series			
PowerOptics HC 14°	544031	14	16.1 x 10.1
PowerOptics HC 18° diff	544032	18	16.1 x 10.1
PowerOptics HC 32°	544033	32	16.1 x 10.1
PowerOptics HC 42°	544034	42	16.1 x 10.1
PowerOptics HC 63°	544035	63	16.1 x 10.1

* On account of the complex manufacturing process of the modules the above values only represent statistical variables. The values do not necessarily correspond exactly to the actual parameters of every single product which can vary from the typical specification.

The values contained in this data sheet can change due to technical innovations. Any such changes will be made without separate notification. Please find further detailed information at www.vs-optoelectronic.com.

PowerOptics for Helios Modules

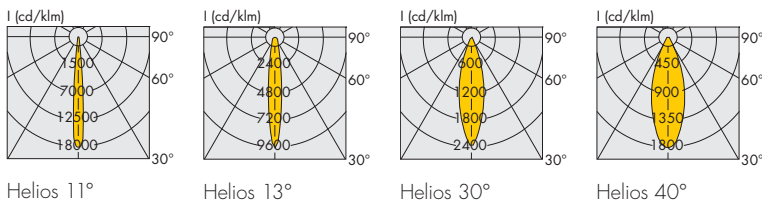
Various attachable optics are available for the HeliosFlood and HeliosLine modules to enable different radiation characteristics and illumination levels.

VS PowerOptics are made of PMMA, a material of high optical efficiency, and therefore achieve efficiencies of up to 92 %.

The optics are available in various radiation angles and are easily attached to the modules using self-adhesive tape. Depending on the type of application or the expected ambient conditions, it may be necessary to supplement this method of fastening to ensure the optics are securely mounted.



Light distribution curves



Type	Ref. No.	Radiation angle* °	Dimensions* (mm) Diameter x Height
Optics for HeliosLine and Helios Flood			
PowerOptics Helios 11°	544479	11	16.1 x 10.1
PowerOptics Helios 13° diff	544480	13	16.1 x 10.1
PowerOptics Helios 30°	544481	30	16.1 x 10.1
PowerOptics Helios 40°	544482	40	16.1 x 10.1

* On account of the complex manufacturing process of the modules the above values only represent statistical variables. The values do not necessarily correspond exactly to the actual parameters of every single product which can vary from the typical specification.