




A New Lighting Experience



- extremely flexible line module with SMD LED
- available in different colours
- low mounting height
- low heat development
- self-adhesive rear side
- lead-free soldered
- integrated ESD-protection-diode
- expected SMD-life-time 50,000 h

LEDLine Flex SMD

WU-M-266

Typical Applications

- Illumination of complex structures
- Marking paths, stairs, etc.
- Furniture lighting
- Light advertising
- Entertainment, shop design
- Architectural illumination

Vossloh-Schwabe Deutschland GmbH

Hohe Steinert 8 · 58509 Lüdenscheid, Germany · Phone: +49 (0) 23 51/101-0
Fax: +49 (0) 23 51/101-217 + -384 · www.vossloh-schwabe.com

LEDLine Flex SMD

Technical Notes

- Dimensions of the entire LED Line Flex SMD: L x W = 9918 mm x 10 mm
- White, green and blue: with 580 SMDs divisible in 116 single-steps (85.5 mm à 5 SMDs)
- Red and yellow: with 522 SMDs divisible in 58 double-steps (171 mm à 9 SMDs)
- Wide radiation angle (120°)
- Voltage supply: 24 V DC

Electrical Characteristics

at ambient temperature $t_a = 25\text{ °C}$

Type	Ref. No.	Colour	Number of SMDs	Current* A	Voltage DC* V	Power* W
WU-M-266-SO	528790	Red	522	1.3	24	31
WU-M-266-SG	528788	Green	580	2.6	24	62
WU-M-266-SB	528786	Blue	580	2.6	24	62
WU-M-266-SY	528792	Yellow	522	1.3	24	31
WU-M-266-W	528794	White	580	2.6	24	62
WU-M-266-W2	529524	White	580	2.6	24	62
WU-M-266-W3	536051	White	580	2.6	24	62
WU-M-266-SideView	528796	White	580	2.6	24	62
WU-M-266-WW	529512	Warm white	580	2.6	24	62
WU-M-266-WW2	534428	Warm white	580	2.6	24	62

Maximum Ratings

Exceeding the maximum ratings can lead to reduction of lifetime or destruction of the module.

Type	Voltage DC*		Operation temperature range at t_c point		Storage temperature range		Reverse voltage/LED V
	V min.	V max.	°C min.	°C max.	°C min.	°C max.	
All types	23	25	-25	+70	-40	+85	5

Optical Characteristics

at ambient temperature $t_a = 25\text{ °C}$

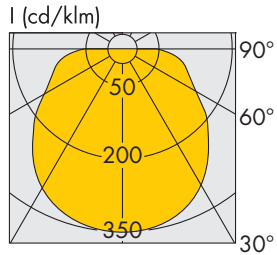
Type	Ref. No.	Colour	Dom. wavelength* (nm) Colour temperature* (K)	Luminous flux* lm	Radiation angle* °
WU-M-266-SO	528790	Red	625	750	120
WU-M-266-SG	528788	Green	530	650	120
WU-M-266-SB	528786	Blue	470	300	120
WU-M-266-SY	528792	Yellow	590	840	120
WU-M-266-W	528794	White	5000K	750	120
WU-M-266-W2	529524	White	5000K	1300	120
WU-M-266-W3	536051	White	5000K	3200	120
WU-M-266-SideView	528796	White	5000K	750	120
WU-M-266-WW	529512	Warm white	2800K	750	120
WU-M-266-WW2	534428	Warm white	2800K	1300	120

* On account of the complex manufacturing process of the modules the above values only represent statistical variables.

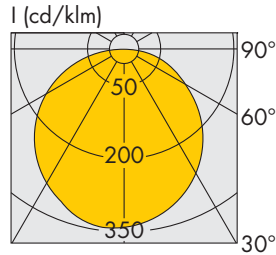
The values do not necessarily correspond exactly to the actual parameters of every single product which can vary from the typical specification.

LEDLine Flex SMD

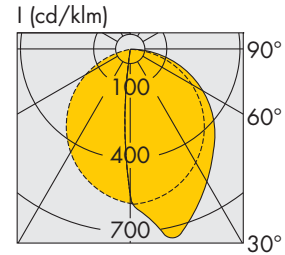
Light Distribution Curves



WU-M-266-W, W2, W3, WW, WW2



WU-M-266-SO, -SY, -SB, -SG



WU-M-266-SideView

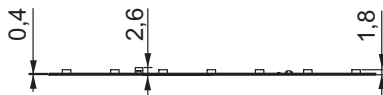
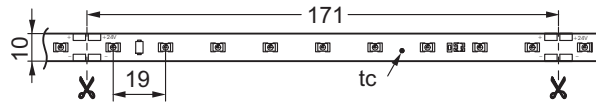
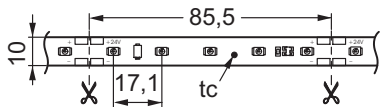
Mechanical Dimensions



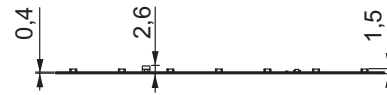
WU-M-266-SB, -SG, -W3



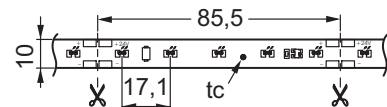
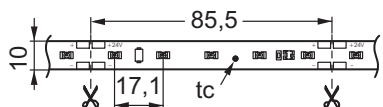
WU-M-266-SO, -SY



WU-M-266-W, -W2, -WW, -WW2



WU-M-266-SideView



LEDLine Flex SMD

Assembly and Safety Information

- LED modules and all PCB components must not be subjected to undue mechanical stress.
- The LEDLine Flex SMD must not be operated in rolled-up condition.
- The circuit path must not be damaged or interrupted.
- Power supply units (VS Optoelectronic Ref. No.: 527449 or 527448) must be used for operation, in which the following protective measures are ensured:
 - Short-circuit protection
 - Overload protection
 - Overheating protection
 - SELV equiv. (Safety Extra Low Voltage)
- Please ensure the correct polarity of the leads prior to commissioning. Reversed polarity can destroy the modules.
- The maximum output of the power supply must be observed.
- Please ensure standard ESD (electrostatic discharge) protection measures are employed when handling and installing LED modules. Electrostatic discharge can damage LEDs.
- The modules are not protected against dust or moisture. When LED modules are operated in unduly moist or dusty environments, care must be taken to ensure each module is built into a protective casing in compliance with the correct IP classification or provided with corrosion protection. Damage caused by moisture and/or corrosion will not be recognised as a material or manufacturing defect.
- The separation of the LEDLine Flex SMD is always possible if carefully done by means of scissors after 85.5 mm (white, green, blue) and after 171 mm (red and yellow).
- An adhesive foil (reliable 3M™-product) is furnished on the back side of the LEDLine Flex SMD for easy mounting. Please ensure adhesive pads or other products with adhesive areas are only used on dry and clean surfaces that are free of grease, oil, silicone and dirt particles. Owing to the varying application options and different types of surface as well as ambient conditions, VS accepts no liability for the quality of the adhesive bond achieved when mounting these products. If necessary use additional fixing for installation.
- The product must be stored no longer than 12 months (in packed condition) at approx. 20 °C and up to 50 % relative humidity in order to ensure optimal bonding of the back side.
- The contacting is effected through the soldering of leads on the provided soldering pads (labeled with 24 V ±). The soldering temperature must not exceed 260 °C. The maximum soldering time is 10 seconds.
- During installation a bending radius must not fall below 25 mm. On sharp edges the LEDLine Flex SMD may only be bent at a position where no electronic components are mounted.

The values contained in this data sheet can change due to technical innovations. Any such changes will be made without separate notification. Please find further detailed information at www.vs-optoelectronic.com.