
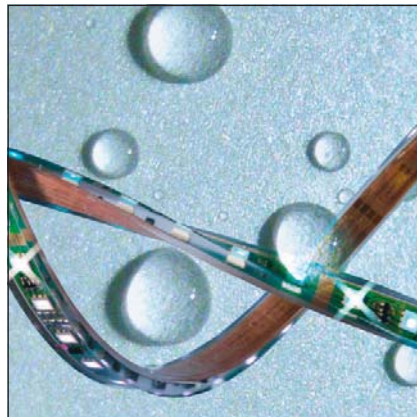





A New Lighting Experience



- extremely flexible line module with SMD LED
- protected against high moisture: IP67
- colour mixing due to RGB SMDs
- low mounting height
- low heat development
- lead-free soldered
- self-adhesive rear side

LEDLine Flex SMD RGB2 CA Outdoor

WU-M-266-RGB2-CA-Outdoor

Typical Applications

- Illumination of complex structures with high moisture or dust burden
- Outdoor marking of paths, stairs, etc.
- Outdoor light advertising
- Outdoor entertainment, shop design, architectural illumination
- Outdoor border lighting

Vossloh-Schwabe Deutschland GmbH

Hohe Steinert 8 · 58509 Lüdenscheid, Germany · Phone: +49 (0) 23 51/101-0
Fax: +49 (0) 23 51/101-217 + -384 · www.vossloh-schwabe.com

LEDLine Flex SMD RGB2 CA Outdoor

Technical Notes

- PCB dimensions: 171x10 mm, 855x10 mm, 1710x10 mm
Encapsulated dimensions (see tech. drawing)
PCB 171 mm: A = 177 mm ^{+3/-2}
PCB 855 mm: A = 861 mm ^{+3/-2}
PCB 1710 mm: A = 1716 mm ^{+4/-3}
- IP classification: IP67
- Pre-assembled with 4 strands on both sides
- Voltage supply: 24 V DC

Electrical Characteristics

at ambient temperature $t_a = 25\text{ °C}$

| Type | Ref. No. | Colour | Number of SMDs | Current* (A) | | | Max. power consumption* (W) | | |
|---------------------------------|---------------|--------|----------------|--------------|-------|------|-----------------------------|-------|------|
| | | | | Red | Green | Blue | Red | Green | Blue |
| WU-M-266-RGB2-CA-Outdoor 171mm | 536995 | RGB | 10 | 0.02 | 0.04 | 0.04 | 0.48 | 0.96 | 0.96 |
| WU-M-266-RGB2-CA-Outdoor 855mm | 536996 | RGB | 50 | 0.10 | 0.20 | 0.20 | 2.40 | 4.80 | 4.80 |
| WU-M-266-RGB2-CA-Outdoor 1710mm | 536997 | RGB | 100 | 0.20 | 0.40 | 0.40 | 4.80 | 9.60 | 9.60 |

Maximum Ratings

Exceeding the maximum ratings can lead to reduction of lifetime or destruction of the module.

| Type | Voltage DC | | Ambient temperature range for operation | | Storage temperature range | | Handling temperature range | | Reverse voltage/LED V |
|-----------|------------|--------|---|---------|---------------------------|---------|----------------------------|---------|-----------------------|
| | V min. | V max. | °C min. | °C max. | °C min. | °C max. | °C min. | °C max. | |
| All types | 23 | 25 | -20 | +50 | -40 | +85 | +10 | +50 | 5 |

Optical Characteristics

at ambient temperature $t_a = 25\text{ °C}$

| Type | Ref. No. | Colour | Dom. wavelength* (nm) | | | Max. luminous flux* (lm) | | | Radiation angle* ° |
|---------------------------------|---------------|--------|-----------------------|-------|------|--------------------------|-------|------|--------------------|
| | | | Red | Green | Blue | Red | Green | Blue | |
| WU-M-266-RGB2-CA-Outdoor 171mm | 536995 | RGB | 624 | 528 | 467 | 22 | 36 | 8 | 110 |
| WU-M-266-RGB2-CA-Outdoor 855mm | 536996 | RGB | 624 | 528 | 467 | 110 | 180 | 40 | 110 |
| WU-M-266-RGB2-CA-Outdoor 1710mm | 536997 | RGB | 624 | 528 | 467 | 220 | 360 | 80 | 110 |

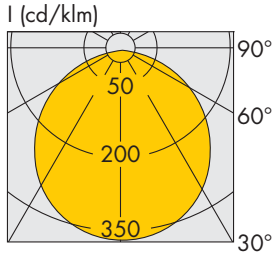
* On account of the complex manufacturing process of the modules the above values only represent statistical variables.

The values do not necessarily correspond exactly to the actual parameters of every single product which can vary from the typical specification.

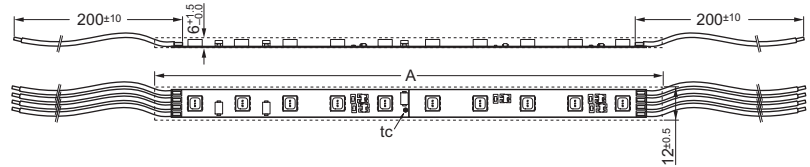
The values contained in this data sheet can change due to technical innovations. Any such changes will be made without separate notification. Please find further detailed information at www.vs-optoelectronic.com.

LEDLine Flex SMD RGB2 CA Outdoor

Light Distribution Curves



Mechanical Dimensions



Interconnection Option

The VS Optoelectronic DigiLED CA controllers could be used for colour control of the LEDLine Flex SMD RGB2 CA Outdoor.

Necessary components:

- Converter
- DigiLED

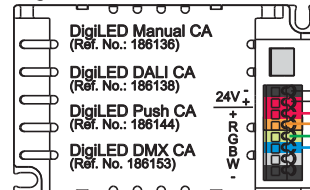
Max. 10 m LEDLine Flex SMD RGB2 CA Outdoor can be driven at a 70 W power supply.

Further information about the connection technique and the different functions of the DigiLEDs CA can be found in the operation manuals under www.vs-optoelectronic.com.

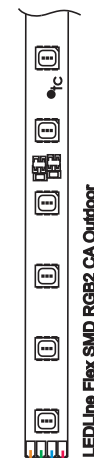
Converter LEDLine EDXe

| |
|---|
| LEDLine EDXe 110 (Ref. No.: 186055) |
| LEDLine EDXe 120 (Ref. No.: 186129) |
| LEDLine EDXe 130 (Ref. No.: 186058) |
| LEDLine EDXe 170 (Ref. No.: 186103 – Built-in) |
| (Ref. No.: 186104 – Independent) |
| (Ref. No.: 186105 – IP67) |
| LEDLine EDXe 1130 (Ref. No.: 186131 – Built-in) |
| (Ref. No.: 186132 – Independent) |
| (Ref. No.: 186133 – IP67) |

DigiLED Colour Control



(Layout of connection terminals depend on colour control unit)



The values contained in this data sheet can change due to technical innovations. Any such changes will be made without separate notification. Please find further detailed information at www.vs-optoelectronic.com.

LEDLine Flex SMD RGB2 CA Outdoor

Assembly and Safety Information

- LEDLine Flex SMD RGB2 CA Outdoor must not be operated in rolled-up condition.
- The circuit path must not be damaged or interrupted.
- Power supply units must be used for operation, in which the following protective measures are ensured:
 - Short-circuit protection
 - Overload protection
 - Overheating protection
 - SELV equiv. (Safety Extra Low Voltage)
- Please ensure the correct polarity of the leads prior to commissioning. Reversed polarity can destroy the modules.
- The maximum output of the power supply must be observed.
- Please ensure standard ESD (electrostatic discharge) protection measures are employed when handling and installing LED modules. Electrostatic discharge can damage LEDs.
- The separation of the LEDLine Flex SMD RGB2 CA Outdoor is possible through carefully cutting by means of scissors after 171 mm. After cutting, the IP classification is not guaranteed anymore.
- An adhesive foil is furnished on the back side of the LEDLine Flex SMD RGB2 CA Outdoor for easy mounting. The non-aging and UV stable glue can be used for indoor and outdoor applications on smooth and rugged surfaces. Please ensure adhesive pads or other products with adhesive areas are only used on dry and clean surfaces that are free of grease, oil, silicone and dirt particles. Owing to the varying application options and different types of surface as well as ambient conditions, VS accepts no liability for the quality of the adhesive bond achieved when mounting these products. If necessary use additional fixing for installation.
- The product must be stored no longer than 12 months (in packed condition) at approx. 20 °C and at up to 50 % relative humidity in order to ensure optimal bonding of the back side.
- The LEDLine Flex SMD RGB2 CA Outdoor is pre-assembled with 4 strands of 200 mm on both sides. Avoid short circuits.
- A minimum bending radius is not to fall short of 50 mm during the installation.
- The installation/handling of the LEDLine Flex SMD RGB2 CA Outdoor or the bending is only allowed at a module temperature of 10 °C to 50 °C.