





A New Lighting Experience



- extremely flexible line module with SMD LED
- colour mixing due to RGB SMDs
- low mounting height
- low heat development
- self-adhesive rear side
- lead-free soldered
- integrated ESD-protection-diode

LEDLine Flex SMD – RGB2 CA

WU-M-266-RGB2 CA

Typical Applications

- Illumination of complex structures
- Marking paths, stairs, etc.
- Furniture lighting
- Light advertising
- Entertainment, shop design
- Architectural illumination

Vossloh-Schwabe Deutschland GmbH

Hohe Steinert 8 · 58509 Lüdenscheid, Germany · Phone: +49 (0) 23 51/101-0
Fax: +49 (0) 23 51/101-217 + -384 · www.vossloh-schwabe.com

LEDLine Flex SMD – RGB2 CA

Technical Notes

- Messure of the entire SMD-Flex: L x W = 4104 mm x 10 mm
- 240 SMDs divisible in 24 double-steps (171 mm à 10 SMDs)
- Power consumption per double-step (171 mm): 2.4 W
- Each SMD contains 3 LED-chips in the colours red, green and blue
- Wide radiation angle (110°)
- Voltage supply: 24 V DC

Electrical Characteristics

at ambient temperature $t_a = 25\text{ °C}$

Type	Ref. No.	Colour	Number of SMDs	Current *(A)			Max. power consumption* (W)		
				Red	Green	Blue	Red	Green	Blue
WU-M-266-RGB2-CA	536052	RGB	240	0.48	0.96	0.96	11.5	23	23

Maximum Ratings

Exceeding the maximum ratings can lead to reduction of lifetime or destruction of the module.

Type	Voltage DC		Operation temperature range at t_c point		Storage temperature range		Reverse voltage DC V
	V min.	V max.	°C min.	°C max.	°C min.	°C max.	
All types	23	25	-25	+70	-40	+85	5

Optical Characteristics

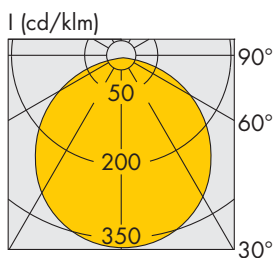
at ambient temperature $t_a = 25\text{ °C}$

Type	Ref. No.	Colour	Dom. wavelength* (nm)			Max. luminous flux* (lm)			Radiation angle* °
			Red	Green	Blue	Red	Green	Blue	
WU-M-266-RGB2-CA	536052	RGB	624	528	467	528	853	193	110

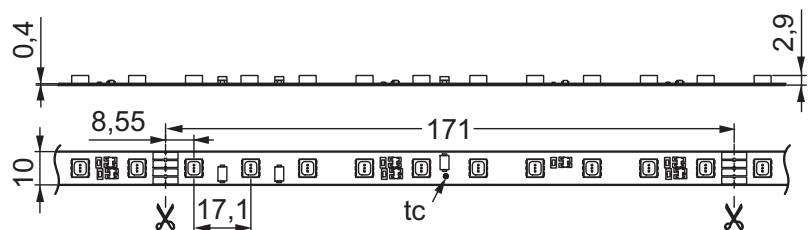
* On account of the complex manufacturing process of the modules the above values only represent statistical variables.

The values do not necessarily correspond exactly to the actual parameters of every single product which can vary from the typical specification.

Light Distribution Curve



Mechanical Dimensions



The values contained in this data sheet can change due to technical innovations. Any such changes will be made without separate notification. Please find further detailed information at www.vs-optoelectronic.com.

LEDLine Flex SMD – RGB2 CA

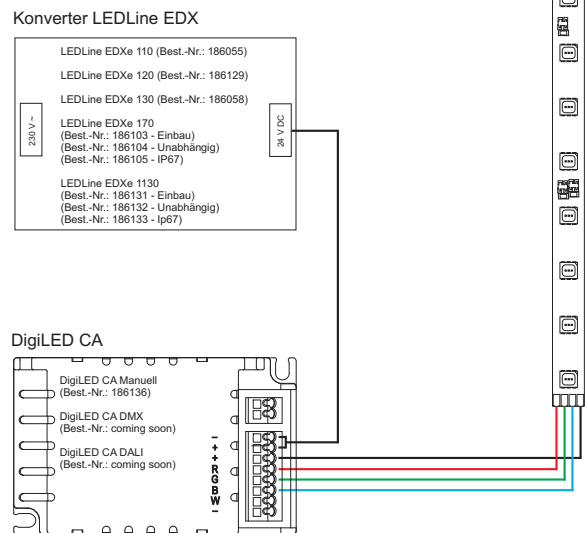
Interconnection option

The VS Optoelectronic DigiLED CA controllers could be used for colour control of the LEDLine Flex SMD RGB.

Necessary components:

- Converter
- DigiLED CA

The entire LEDLine Flex SMD RGB2 CA can be driven at a 70 W power supply. Further information about the connection technique and the different functions of the DigiLEDs CA can be found in the DigiLED manuals under www.vs-optoelectronic.com.



Assembly and Safety Information

- LED modules and all PCB components must not be subjected to undue mechanical stress.
- LEDLine Flex SMD RGB must not be operated in rolled-up condition.
- The circuit path must not be damaged or interrupted.
- Power supply units must be used for operation, in which the following protective measures are ensured:
 - Short-circuit protection
 - Overload protection
 - Overheating protection
 - SELV equiv. (Safety Extra Low Voltage)
- Please ensure the correct polarity of the leads prior to commissioning. Reversed polarity can destroy the modules.
- The maximum output of the power supply must be observed.
- An insulation layer has to be applied for prevention of short circuits when mounting on electrically conducting surfaces.
- Please ensure standard ESD (electrostatic discharge) protection measures are employed when handling and installing LED modules. Electrostatic discharge can damage LEDs.
- The modules are not protected against dust or moisture (except LEDLine Flex SMD Outdoor). When LED modules are operated in unduly moist or dusty environments, care must be

taken to ensure each module is built into a protective casing in compliance with the correct IP classification or provided with corrosion protection. Damage caused by moisture and/or corrosion will not be recognised as a material or manufacturing defect.

- The separation of the LEDLine Flex SMD RGB is always possible through carefully cutting by means of scissors after 171 mm.
- An adhesive foil is furnished on the back side of the LEDLine Flex SMD RGB for easy mounting. Please ensure adhesive pads or other products with adhesive areas are only used on dry and clean surfaces that are free of grease, oil, silicone and dirt particles. Owing to the varying application options and different types of surface as well as ambient conditions, VS accepts no liability for the quality of the adhesive bond achieved when mounting these products. If necessary use additional fixing for installation.
- The product must be stored no longer than 12 months (in packed condition) at approx. 20 °C and up to 50 % relative humidity in order to ensure optimal bonding of the back side.

- The contacting is effected through the soldering of leads on the provided soldering pads (inscribed with rd, gr, bl, +). The soldering temperature must not exceed 260 °C. The maximum soldering time is 10 seconds.
- A minimum bending radius is not to fall short of 25 mm during the installation. On sharp edges the LEDLine Flex SMD RGB may only be bent at places in which no electronic components are mounted.

The values contained in this data sheet can change due to technical innovations. Any such changes will be made without separate notification. Please find further detailed information at www.vs-optoelectronic.com.